

Scheme Features:

Date: October 31, 2025

Date of Allotment: 26th December 2023
Fund Manager: Ramneek Kundra
Asset Class: Equity

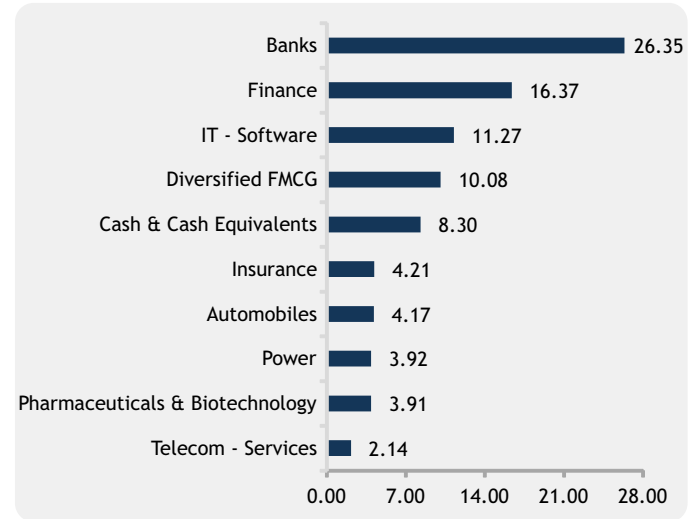
AUM as on 31st October 2025: ₹3,248.37 Cr.
Month End Expense Ratio: 0.09%
Portfolio Turnover: 22.68%
Standard Deviation: 11.86

Benchmark: S&P BSE 200
Since Inception Returns: 18.15%
Sharpe Ratio: 1.13
Active Share: 64.19

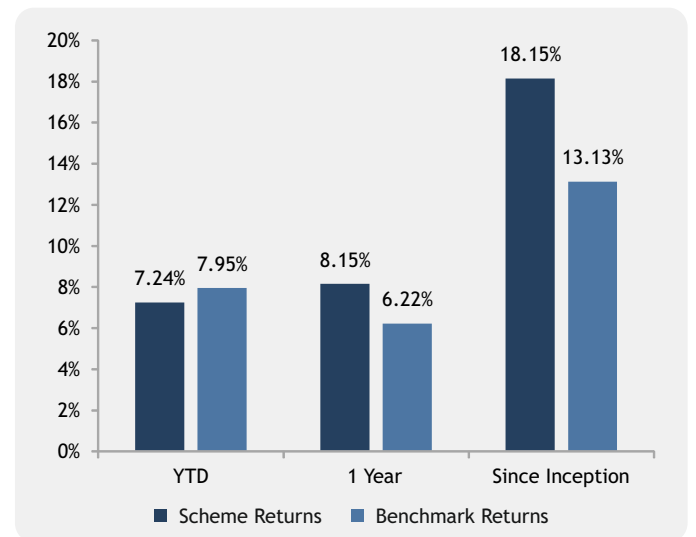
Portfolio

Security	Industry	% to Net Assets
ITC Limited	Diversified FMCG	10.08%
HDFC Bank Ltd	Banks	9.50%
Bajaj Holding & Investment Limited	Finance	9.23%
Kotak Mahindra Bank Ltd.	Banks	8.63%
Tata Consultancy Services Ltd.	IT - Software	4.86%
Infosys Ltd.	IT - Software	4.54%
Bajaj Finance Ltd.	Finance	4.41%
Bank of India	Banks	4.24%
Power Grid Corporation of India Ltd.	Power	3.92%
ICICI Bank Ltd.	Banks	3.68%
ICICI Lombard General Insurance Co Ltd	Insurance	2.74%
Power Finance Corporation Ltd.	Finance	2.72%
Mahindra & Mahindra Ltd.	Automobiles	2.67%
Bharti Airtel Ltd.	Telecom - Services	2.14%
Coal India Ltd.	Consumable Fuels	1.93%
HCL Technologies Limited	IT - Software	1.87%
Asian Paints (india) Ltd.	Consumer Durables	1.86%
Info Edge(India) Ltd.	Retailing	1.82%
APL Apollo Tubes Limited	Industrial Products	1.66%
Zydus Lifesciences Limited	Pharmaceuticals & Biotechnology	1.60%
Maruti Suzuki India Ltd.	Automobiles	1.50%
SBI Life Insurance Company Limited	Insurance	1.47%
Cipla Ltd.	Pharmaceuticals & Biotechnology	1.30%
Petronet LNG Ltd	Gas	1.07%
Dr. Reddys Laboratories Ltd.	Pharmaceuticals & Biotechnology	1.02%
Grasim Industries Limited	Cement & Cement Products	0.95%
Axis Bank Ltd.	Banks	0.31%
Cash & Cash Equivalents	Cash & Cash Equivalents	8.30%
Total		100.00%

Industry Allocation (Top 10)



Scheme Performance v/s Benchmark



Scheme Performance		
	Scheme Returns	Benchmark Returns
YTD	7.24%	7.95%
1 Year	8.15%	6.22%
Since Inception	18.15%	13.13%

Past performance may or may not be sustained in future and should not be used as a basis for comparison with other investments. Returns under NPS are subject to market risk and are prone to fluctuation depending on the state of the Financial market.

Investors are advised to consult their own legal, tax and financial advisors to determine possible tax, legal and other financial implication or consequence of subscribing to the schemes of DSP Pension Fund Managers Private Limited. Tax laws are subject to change.

Scheme Features:

Date: October 31, 2025

Date of Allotment: 26th December 2023
Fund Manager: Deepak Chahar
Asset Class: Corporate Bonds

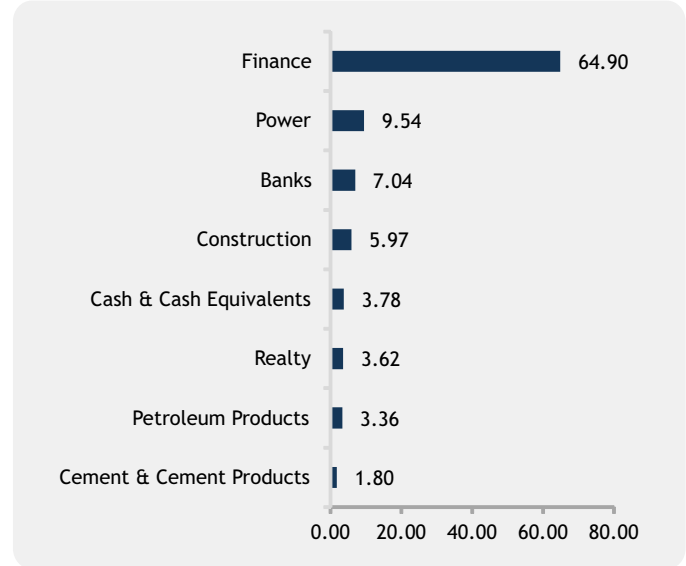
AUM as on 31st October 2025: ₹1,397.87 Cr.
Month End Expense Ratio: 0.09%

Benchmark: NPS Customised Index
Since Inception Returns: 9.35%

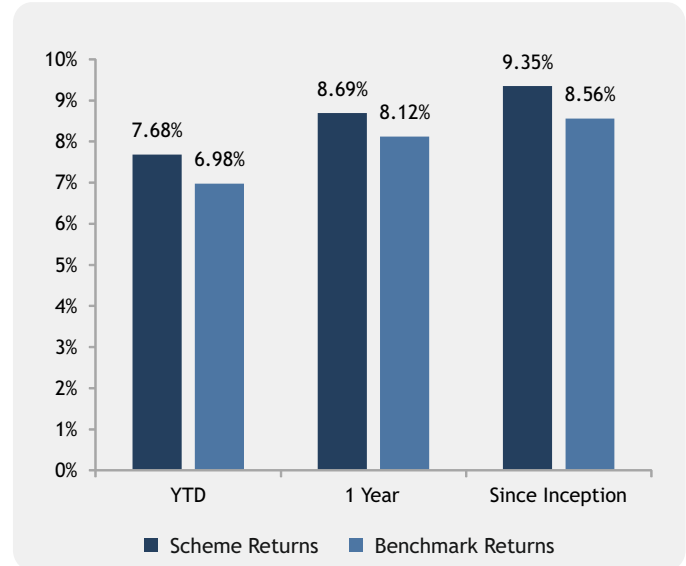
Portfolio

Security	% to Net Assets
Bajaj Finance Ltd.	9.70%
Lic Housing Finance Ltd.	7.33%
Hdfc Bank Ltd	5.91%
Larsen & Toubro Ltd.	5.79%
Small Industries Development Bank Of India	5.61%
Torrent Investments Limited	5.42%
Muthoot Finance Limited	5.41%
National Bank For Financing Infrastructure And Development	4.69%
National Bank For Agriculture & Rural Development	4.56%
Cholamandalam Investment & Finance Company Ltd	4.31%
Tata Capital Limited.	3.62%
Embassy Office Parks Reit	3.62%
Piramal Finance Limited	3.61%
Indigrd Infrastructure Trust	3.58%
Power Grid Corporation Of India Ltd.	2.99%
Kotak Mahindra Prime Ltd.	2.55%
Hindustan Petroleum Corporation Ltd	2.19%
National Thermal Power Corporation Ltd.	2.01%
Export Import Bank Of India	1.96%
Tata Capital Financial Services Ltd	1.83%
Icici Home Finance Company Ltd	1.80%
Grasim Industries Limited	1.80%
State Bank Of India	1.13%
Niif Infrastructure Finance Limited	1.03%
Jamnagar Utilities & Power Pvt. Ltd.	0.75%
Indian Oil Corporation Ltd	0.74%
Can Fin Homes Ltd.	0.55%
Reliance Industries Ltd.	0.43%
Power Finance Corporation Ltd.	0.42%
Rural Electrification Corporation Limited	0.38%
Nuclear Power Corporation Of India Limited	0.19%
Dme Development Ltd.	0.11%
Housing And Urban Dev Corpn Ltd	0.07%
National Highways Authority Of India	0.07%
Indian Railway Finance Corporation Ltd.	0.02%
Nhpc Ltd	0.02%
Cash & Cash Equivalents	3.78%
Total	100.00%

Industry Allocation



Scheme Performance v/s Benchmark



Scheme Performance		
	Scheme Returns	Benchmark Returns
YTD	7.68%	6.98%
1 Year	8.69%	8.12%
Since Inception	9.35%	8.56%

Past performance may or may not be sustained in future and should not be used as a basis for comparison with other investments. Returns under NPS are subject to market risk and are prone to fluctuation depending on the state of the Financial market.

Investors are advised to consult their own legal, tax and financial advisors to determine possible tax, legal and other financial implication or consequence of subscribing to the schemes of DSP Pension Fund Managers Private Limited. Tax laws are subject to change.

DSP Pension Fund Managers Private Limited Scheme G - TIER I

Scheme Features:

Date: October 31, 2025

Date of Allotment: 26th December 2023

Fund Manager: Deepak Chahar

Asset Class: Government Securities

AUM as on 31st October 2025: ₹2,055.61 Cr.

Month End Expense Ratio: 0.09%

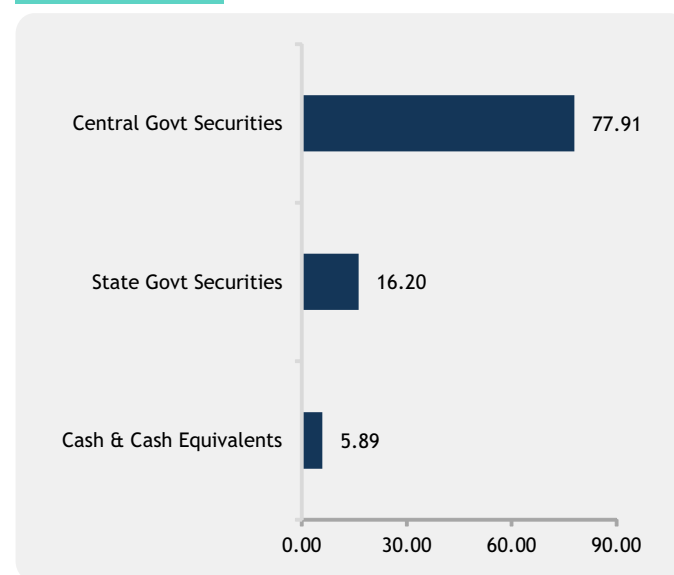
Benchmark: CRISIL Broad Based Long Term Gilt Index & NPS Customized SDL 9.5-15 Index

Since Inception Returns: 8.75%

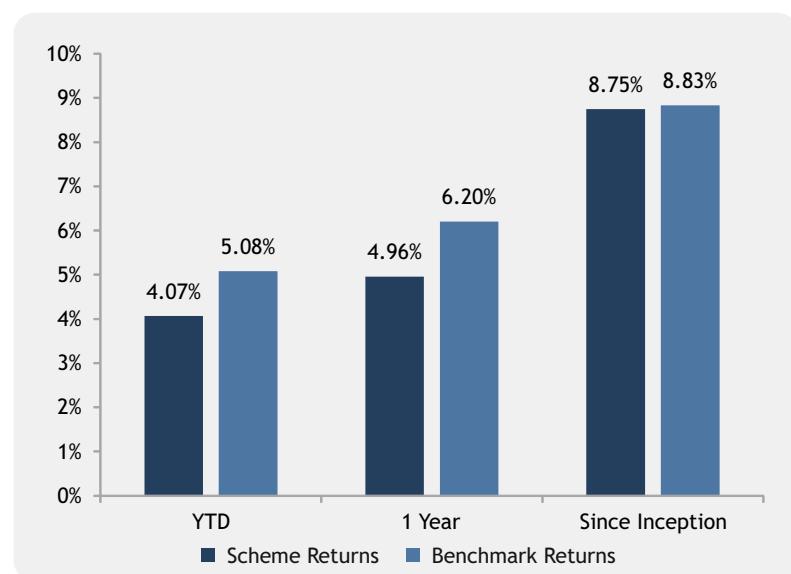
Portfolio

Security	% to Net Assets
Central Govt Securities	77.91%
Maharashtra State Development Loans	6.01%
Haryana State Development Loans	4.14%
Karnataka State Government	3.04%
Madhyapradesh State Development Loans	2.38%
Telangana State Development Loans	0.56%
Tamil Nadu State Development Loans	0.04%
Gujarat State Development Loans	0.03%
Cash & Cash Equivalents	5.89%
Total	100.00%

Industry Allocation



Scheme Performance v/s Benchmark



Scheme Performance		
	Scheme Returns	Benchmark Returns
YTD	4.07%	5.08%
1 Year	4.96%	6.20%
Since Inception	8.75%	8.83%

Past performance may or may not be sustained in future and should not be used as a basis for comparison with other investments. Returns under NPS are subject to market risk and are prone to fluctuation depending on the state of the Financial market.

Investors are advised to consult their own legal, tax and financial advisors to determine possible tax, legal and other financial implication or consequence of subscribing to the schemes of DSP Pension Fund Managers Private Limited. Tax laws are subject to change.

DSP Pension Fund Managers Private Limited Scheme A - TIER I

Scheme Features:

Date: October 31, 2025

Date of Allotment: 26th December 2023
Fund Manager: Ramneek Kundra / Deepak Chahar
Asset Class: Alternative Investment

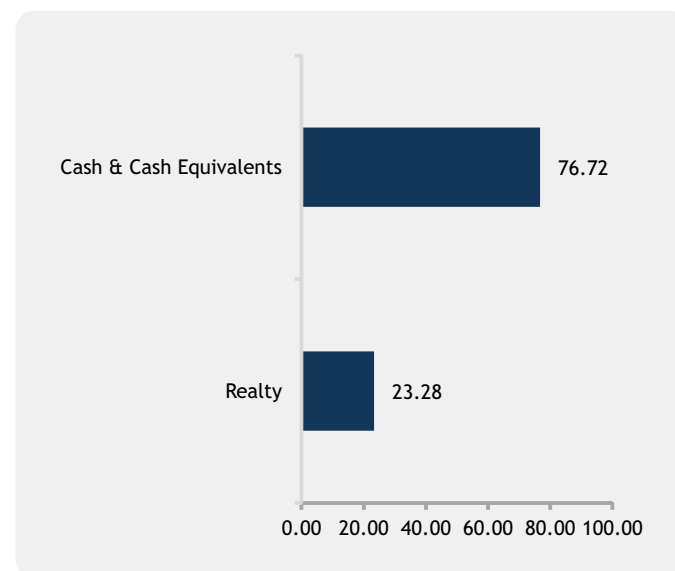
AUM as on 31st October 2025: ₹8.85 Cr.
Month End Expense Ratio: 0.09%

Benchmark: -
Since Inception Returns: 7.19%

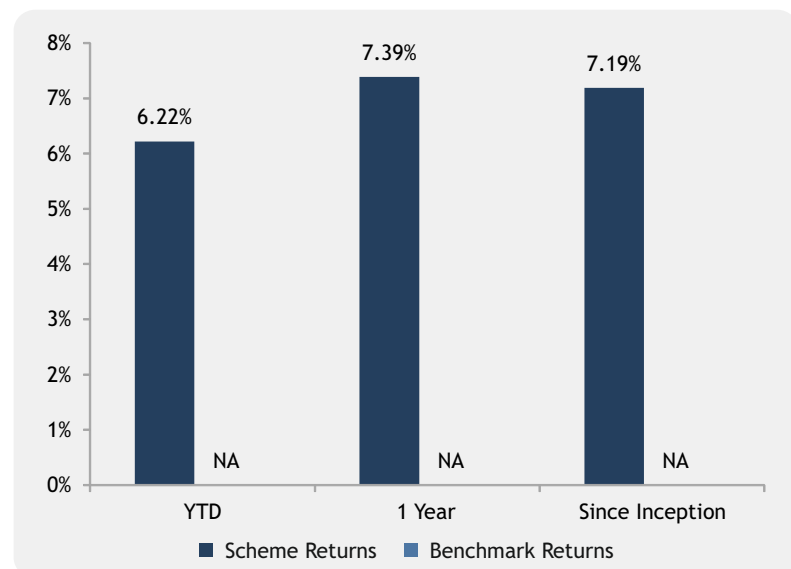
Portfolio

Security	% to Net Assets
Embassy Office Parks REIT	23.28%
Cash & Cash Equivalents	76.72%
Total	100.00%

Industry Allocation



Scheme Performance v/s Benchmark



Scheme Performance

	Scheme Returns	Benchmark Returns
YTD	6.22%	NA
1 Year	7.39%	NA
Since Inception	7.19%	NA

Past performance may or may not be sustained in future and should not be used as a basis for comparison with other investments. Returns under NPS are subject to market risk and are prone to fluctuation depending on the state of the Financial market.

Investors are advised to consult their own legal, tax and financial advisors to determine possible tax, legal and other financial implication or consequence of subscribing to the schemes of DSP Pension Fund Managers Private Limited. Tax laws are subject to change.

DSP NPS Long Term Equity Fund Scheme Equity - TIER I

Scheme Features:

Date: October 31, 2025

Date of Allotment: 03rd October 2025

Fund Manager: Ramneek Kundra / Deepak Chahar

Asset Class: Equity

AUM as on 31st October 2025: ₹0.16 Cr.

Month End Expense Ratio: 0.30%

Sharpe Ratio: 3.29

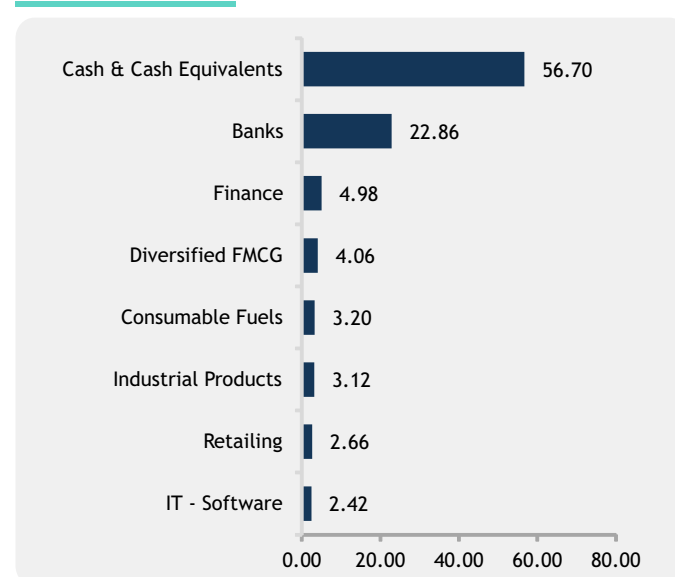
Benchmark: -

Since Inception Returns: 1.09%

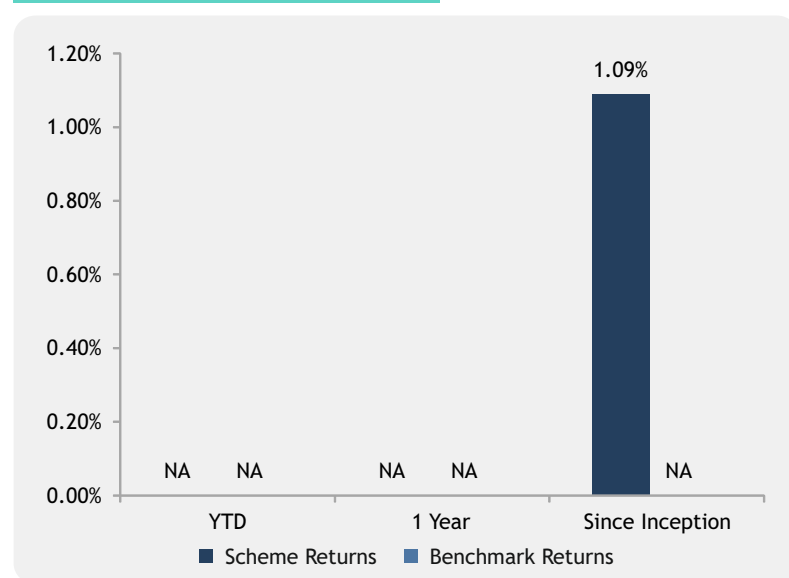
Portfolio

Security	% to Net Assets
HDFC Bank Ltd	7.06%
Bank of India	6.76%
ICICI Bank Ltd.	6.07%
ITC Limited	4.06%
Coal India Ltd.	3.20%
APL Apollo Tubes Limited	3.12%
Kotak Mahindra Bank Ltd.	2.98%
Info Edge(India) Ltd.	2.66%
Power Finance Corporation Ltd.	2.60%
Bajaj Holding & Investment Limited	2.38%
Infosys Ltd.	1.43%
Tata Consultancy Services Ltd.	0.98%
Cash & Cash Equivalents	56.70%
Total	100.00%

Industry Allocation



Scheme Performance v/s Benchmark



Scheme Performance		
	Scheme Returns	Benchmark Returns
YTD	NA	NA
1 Year	NA	NA
Since Inception	1.09%	NA

Past performance may or may not be sustained in future and should not be used as a basis for comparison with other investments. Returns under NPS are subject to market risk and are prone to fluctuation depending on the state of the Financial market.

Investors are advised to consult their own legal, tax and financial advisors to determine possible tax, legal and other financial implication or consequence of subscribing to the schemes of DSP Pension Fund Managers Private Limited. Tax laws are subject to change.

Scheme Features:

Date: October 31, 2025

Date of Allotment: 27th December 2023
Fund Manager: Ramneek Kundra
Asset Class: Equity

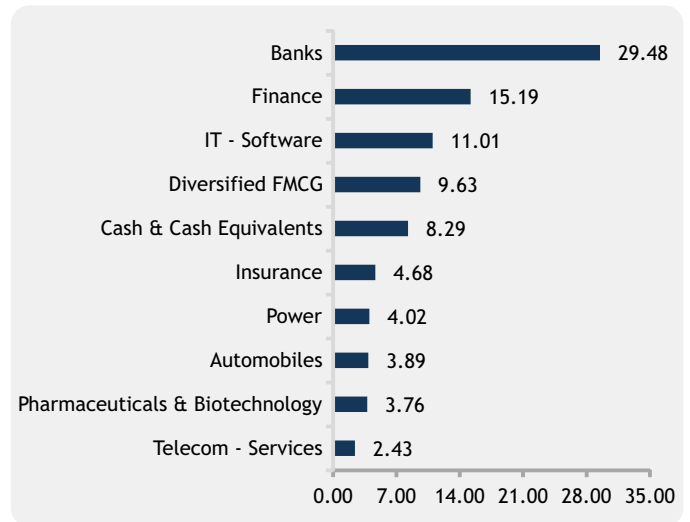
AUM as on 31st October 2025: ₹87.35 Cr.
Month End Expense Ratio: 0.09%
Portfolio Turnover: 15.61%
Standard Deviation: 11.30

Benchmark: S&P BSE 200
Since Inception Returns: 16.90%
Sharpe Ratio: 1.06
Active Share: 61.63

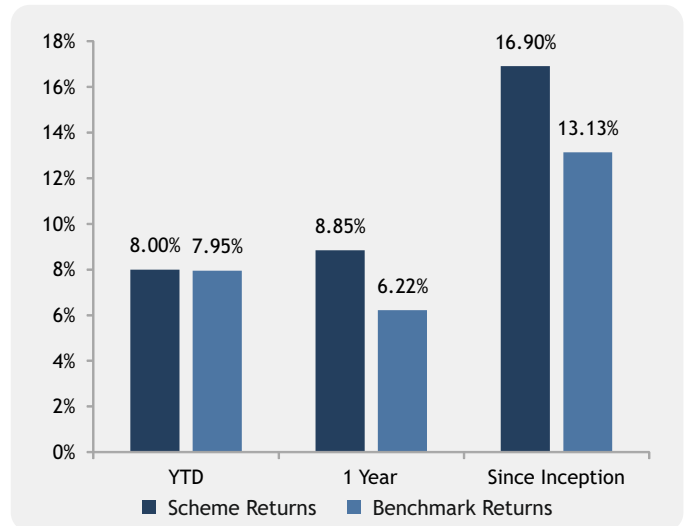
Portfolio

Security	Industry	% to Net Assets
HDFC Bank Ltd	Banks	10.28%
ITC Limited	Diversified FMCG	9.63%
Kotak Mahindra Bank Ltd.	Banks	9.20%
Bajaj Holding & Investment Limited	Finance	9.02%
Tata Consultancy Services Ltd.	IT - Software	4.83%
Bajaj Finance Ltd.	Finance	4.63%
Infosys Ltd.	IT - Software	4.56%
ICICI Bank Ltd.	Banks	4.33%
Power Grid Corporation of India Ltd.	Power	4.02%
Bank of India	Banks	3.78%
ICICI Lombard General Insurance Co Ltd	Insurance	3.26%
Bharti Airtel Ltd.	Telecom - Services	2.43%
Mahindra & Mahindra Ltd.	Automobiles	2.40%
Asian Paints (india) Ltd.	Consumer Durables	1.90%
Axis Bank Ltd.	Banks	1.89%
HCL Technologies Limited	IT - Software	1.62%
Power Finance Corporation Ltd.	Finance	1.54%
Maruti Suzuki India Ltd.	Automobiles	1.49%
SBI Life Insurance Company Limited	Insurance	1.42%
Zydus Lifesciences Limited	Pharmaceuticals & Biotechnology	1.40%
Cipla Ltd.	Pharmaceuticals & Biotechnology	1.36%
Coal India Ltd.	Consumable Fuels	1.32%
Info Edge(India) Ltd.	Retailing	1.21%
APL Apollo Tubes Limited	Industrial Products	1.20%
Petronet LNG Ltd	Gas	1.19%
Dr. Reddys Laboratories Ltd.	Pharmaceuticals & Biotechnology	1.00%
Grasim Industries Limited	Cement & Cement Products	0.80%
Cash & Cash Equivalents	Cash & Cash Equivalents	8.29%
Total		100.00%

Industry Allocation (Top 10)



Scheme Performance v/s Benchmark



Scheme Performance		
	Scheme Returns	Benchmark Returns
YTD	8.00%	7.95%
1 Year	8.85%	6.22%
Since Inception	16.90%	13.13%

Past performance may or may not be sustained in future and should not be used as a basis for comparison with other investments. Returns under NPS are subject to market risk and are prone to fluctuation depending on the state of the Financial market.

Investors are advised to consult their own legal, tax and financial advisors to determine possible tax, legal and other financial implication or consequence of subscribing to the schemes of DSP Pension Fund Managers Private Limited. Tax laws are subject to change.

Scheme Features:

Date: October 31, 2025

Date of Allotment: 27th December 2023
Fund Manager: Deepak Chahar
Asset Class: Corporate Bonds

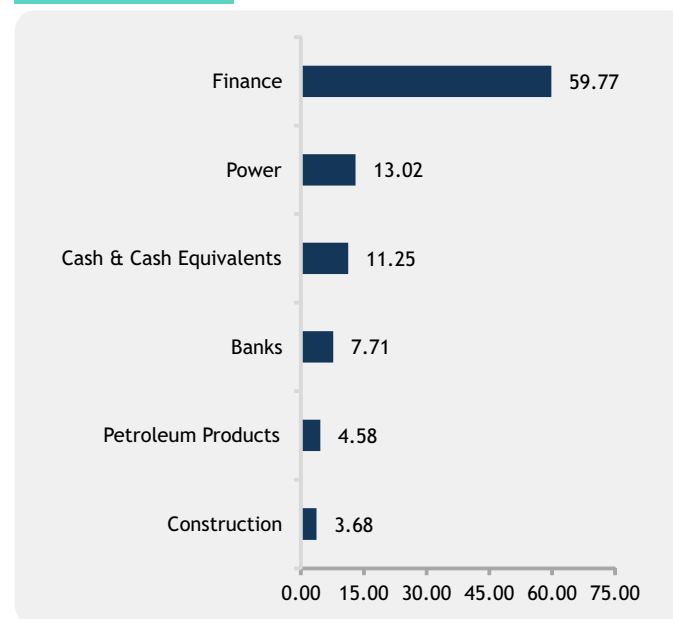
AUM as on 31st October 2025: ₹16.06 Cr.
Month End Expense Ratio: 0.09%

Benchmark: NPS Customised Index
Since Inception Returns: 10.48%

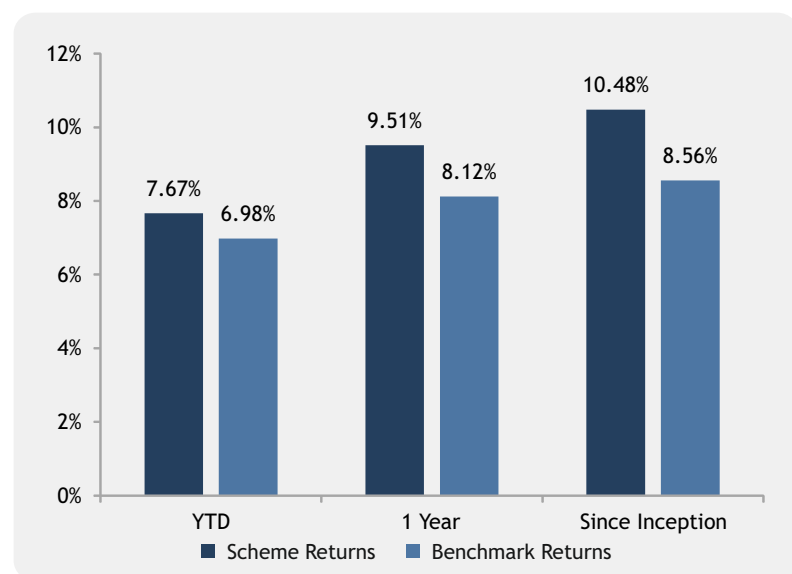
Portfolio

Security	% to Net Assets
Power Finance Corporation Ltd.	9.20%
Lic Housing Finance Ltd.	8.29%
National Bank for Agriculture & Rural Development	8.14%
HDFC Bank Ltd	7.71%
Sundaram Finance Limited	6.33%
Small Industries Development Bank Of india	6.28%
Cholamandalam Investment & Finance Company Ltd	6.24%
Indian Railway Finance Corporation Ltd.	5.79%
Power Grid Corporation of India Ltd.	5.32%
Bajaj Finance Ltd.	4.42%
National Thermal Power Corporation Ltd.	4.35%
National Highways Authority of India	3.68%
Nuclear Power Corporation of India Limited	3.34%
Reliance Industries Ltd.	3.31%
TATA Capital Housing Finance Limited	3.14%
Tata Capital Financial Services Ltd	1.92%
Indian Oil Corporation Ltd	0.64%
Hindustan Petroleum Corporation Ltd	0.63%
Cash & Cash Equivalents	11.25%
Total	100.00%

Industry Allocation



Scheme Performance v/s Benchmark



Scheme Performance		
	Scheme Returns	Benchmark Returns
YTD	7.67%	6.98%
1 Year	9.51%	8.12%
Since Inception	10.48%	8.56%

Past performance may or may not be sustained in future and should not be used as a basis for comparison with other investments. Returns under NPS are subject to market risk and are prone to fluctuation depending on the state of the Financial market.

Investors are advised to consult their own legal, tax and financial advisors to determine possible tax, legal and other financial implication or consequence of subscribing to the schemes of DSP Pension Fund Managers Private Limited. Tax laws are subject to change.

DSP Pension Fund Managers Private Limited Scheme G - TIER II

Scheme Features:

Date: October 31, 2025

Date of Allotment: 27th December 2023

Fund Manager: Deepak Chahar

Asset Class: Government Securities

AUM as on 31st October 2025: ₹19.15 Cr.

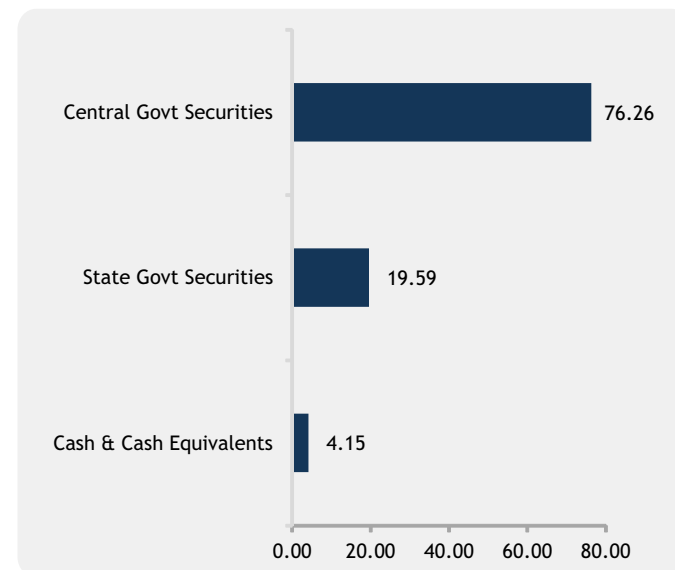
Month End Expense Ratio: 0.09%

Benchmark: CRISIL Broad Based Long Term Gilt Index & NPS Customized SDL 9.5-15 Index
Since Inception Returns: 8.48%

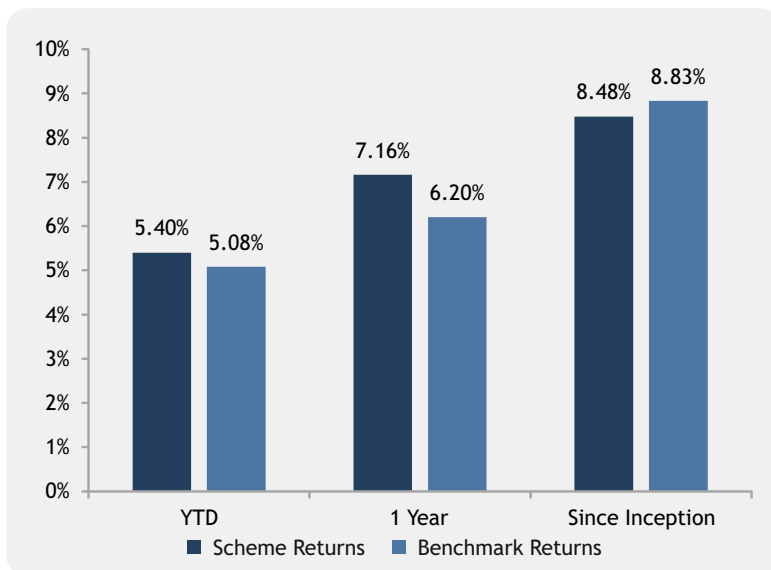
Portfolio

Security	% to Net Assets
Central Govt Securities	76.26%
Haryana State Development Loans	2.56%
Karnataka State Government	11.78%
Tamil Nadu State Development Loans	5.25%
Cash & Cash Equivalents	4.15%
Total	100.00%

Industry Allocation



Scheme Performance v/s Benchmark



Scheme Performance		
	Scheme Returns	Benchmark Returns
YTD	5.40%	5.08%
1 Year	7.16%	6.20%
Since Inception	8.48%	8.83%

Past performance may or may not be sustained in future and should not be used as a basis for comparison with other investments. Returns under NPS are subject to market risk and are prone to fluctuation depending on the state of the Financial market.

Investors are advised to consult their own legal, tax and financial advisors to determine possible tax, legal and other financial implication or consequence of subscribing to the schemes of DSP Pension Fund Managers Private Limited. Tax laws are subject to change.

DSP Pension Fund Managers Private Limited

Scheme Tax Saver - TIER II

Scheme Features:

Date: October 31, 2025

Date of Allotment: 12th January 2024
Fund Manager: Ramneek Kundra / Deepak Chahar
Asset Class: Equities and Bonds

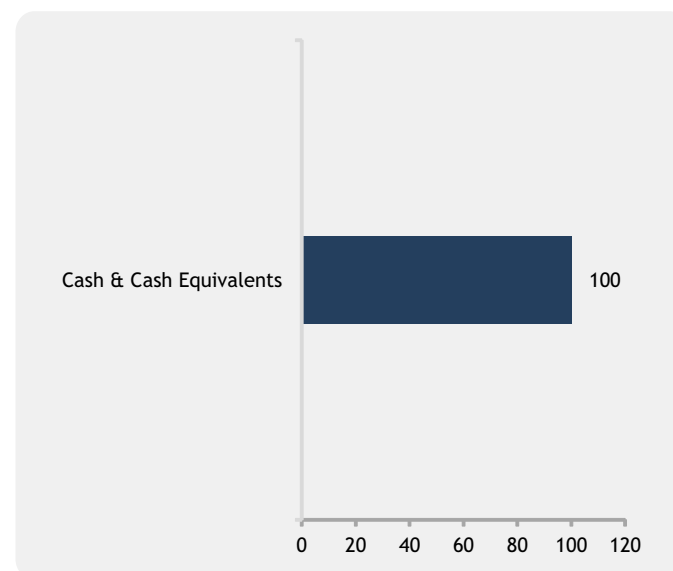
AUM as on 31st October 2025: ₹0.04 Cr.
Month End Expense Ratio: 0.09%

Benchmark:-
Since Inception Returns: 6.46%

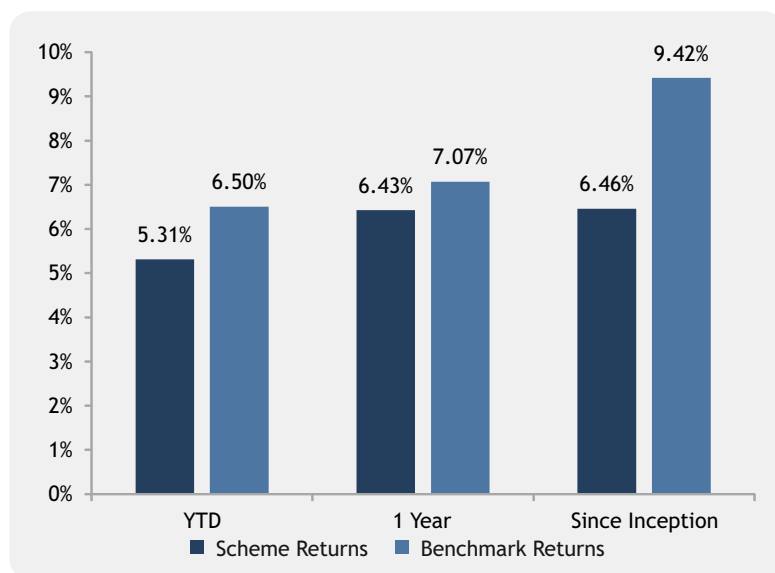
Portfolio

Security	% to Net Assets
Cash & Cash Equivalents	100.00%
Total	100.00%

Industry Allocation



Scheme Performance v/s Benchmark



Scheme Performance		
	Scheme Returns	Benchmark Returns
YTD	5.31%	6.50%
1 Year	6.43%	7.07%
Since Inception	6.46%	9.42%

Past performance may or may not be sustained in future and should not be used as a basis for comparison with other investments. Returns under NPS are subject to market risk and are prone to fluctuation depending on the state of the Financial market.

Investors are advised to consult their own legal, tax and financial advisors to determine possible tax, legal and other financial implication or consequence of subscribing to the schemes of DSP Pension Fund Managers Private Limited. Tax laws are subject to change.